

Pennine Major and Pennine Minor



Reconstituted stone slates manufactured from granite and other aggregates. These cost-effective alternatives to traditional stone slates come in a range of six colours.

Fittings and accessories

Slate fittings:	- Slate-and-a-half slates - Eaves/top slates - Half slate (Major only)
Ridges:	- Pennine angle
Mono ridges:	- Pennine angle
Hips:	- Hip slates
Valleys:	- Valley slate - Lead - Fibreglass

Roofing systems

Ventilation systems:	- Ridge - Eaves - Top abutment - Slate vent - Gas terminals
----------------------	---

Slate fixing: slates must be securely fixed to resist wind uplift. Contact Technical Support for guidance on 0870 145 2021.

Technical data


	Pennine Major	Pennine Minor
Minimum roof pitch at 75 mm headlap	25°	25°
Minimum roof pitch at 90 mm headlap	22.5°	22.5°
Headlap (minimum)	75 mm at 25° pitch 90 mm at 22.5° pitch	75 mm at 25° pitch 90 mm at 22.5° pitch
Headlap (maximum)	120 mm	120 mm
Batten spacing at max. gauge	202 mm at 75 mm headlap 195 mm at 90 mm headlap	202 mm at 75 mm headlap 195 mm at 90 mm headlap
Batten spacing at min. gauge	180 mm	180 mm
Size of slate	480 x 420 mm	480 x 280 mm
Covering capacity at max. gauge	11.8 slates per m ² at 75 mm headlap 12.2 slates per m ² at 90 mm headlap	17.7 slates per m ² at 75 mm headlap 18.3 slates per m ² at 90 mm headlap
Cover width	420 mm	280 mm
Profile depth	14 mm	14 mm
Hanging length	440 mm	440 mm
Weight as laid	79.2 kg per m ² at 75 mm headlap 82.1 kg per m ² at 90 mm headlap	74.3 kg per m ² at 75 mm headlap 76.9 kg per m ² at 90 mm headlap
Weight per 1000	6.7 tonnes	4.2 tonnes
Weight per slate	6.7 kg	4.2 kg
Weight per pallet (including pallet/packaging)	0.7 tonnes	0.7 tonnes
Quantity per pallet	106	160
Battens per m ²	4.95 m at 75 mm headlap 5.13 m at 90 mm headlap	4.95 m at 75 mm headlap 5.13 m at 90 mm headlap
Batten size – up to 600 mm rafter centres	50 x 25 mm	50 x 25 mm
Nail size/type for slates	38 x 3.35 mm aluminium alloy	38 x 3.35 mm aluminium alloy

Note: Unless otherwise stated, data is based on slates laid at minimum headlap.




Enquiries: Contact Customer Support on 0870 145 2020 or visit our website at www.sandtoft.com


Colours




21 Grey




22 Dark Stone



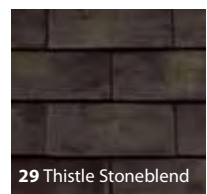
24 Brown



26 Classic Stoneblend



27 Ash Stoneblend



29 Thistle Stoneblend

To create the popular Yorkshire Mix, use an equal number of slates in Grey, Dark Stone and Brown and mix evenly on the roof.